



## 27 Celandine Gardens

, Hartlepool, TS26 0ZJ

**£177,500**



Igomove take enormous pleasure in presenting to the market this contemporary three bedroomed detached house located in the very popular area of Bishop Cuthbert, It provides a host of desirable attributes such as; three double bedrooms (master having ensuite facilities and balcony), modern family bathroom, good size lounge, open concept kitchen diner, guest cloakroom, garage, gardens, two car driveway, UPVC double glazing, gas central heating excellent decor, fitted blinds, freehold



Attractive modern facade, artificial turf easy maintenance garden, block paved two vehicle driveway to garage, porch entry.

Superb lounge with window to the front elevation, modern fireplace with contemporary bowl electric fire, neutral decor.

Inner hallway with turned stairs to the first floor accommodation.

Guest cloakroom comprising close coupled WC and wall mounted wash basin, tiled backsplash, neutrally decorated.

Open concept kitchen diner which comprises modern wall, base, larder and drawer cabinetry with complementary surfaces, integrated oven, integrated gas hob, integrated extractor, stainless sink with chrome mixer tap, integrated washing machine, integrated fridge freezer, integrated dishwasher, tiled floor, recessed spotlights, space to dine and with patio doors which open to the rear garden.

To the first floor landing, there is a side elevation window which provides natural light. There is also fitted storage cupboard.

Master double bedroom situated at the front of the property, stylish decor and benefiting from fitted wardrobes plus front aspect balcony, it also benefits from;

Ensuite shower room comprising oversized shower enclosure, close coupled WC and pedestal wash basin, chrome heated radiator, complimentary tiling.

Bedroom two is a rear aspect double, neutral colour scheme.

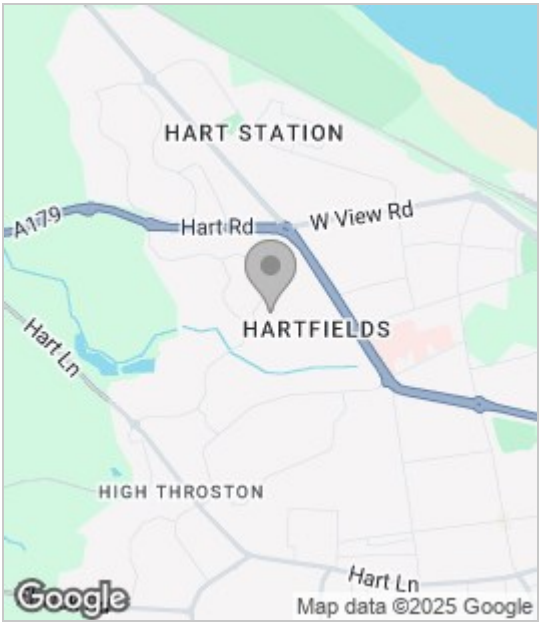
Bedroom three is a further double located to the rear, neutral decor.

Family bathroom comprising bath, over bath shower, close coupled WC and pedestal wash basin, chrome heated towel rail, recessed spotlights, excellent tilig.


To the rear is an enclosed good sized garden laid to lawn with patio, garden shed.

This contemporary home is in a sort after location and Igomove encourage early viewing.

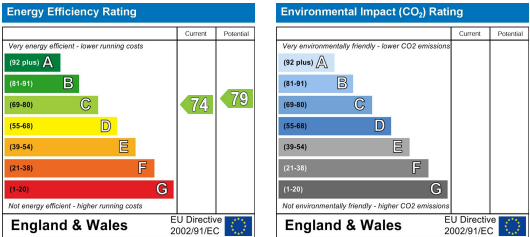
Area Map



Floor Plan



Energy Efficiency Graph



These particulars, whilst believed to be accurate are set out as a general outline only for guidance and do not constitute any part of an offer or contract. Intending purchasers should not rely on them as statements of representation of fact, but must satisfy themselves by inspection or otherwise as to their accuracy. No person in this firms employment has the authority to make or give any representation or warranty in respect of the property.